



LED SKIDO




Schröder



# SKIDO



## EFFECTIVE LED ALTERNATIVE TO LOW-POWER FLUORESCENT LIGHTING



### CHARACTERISTICS - LUMINAIRE

Optical compartment tightness level:	IP 65 <sup>(*)</sup>
Control gear tightness level:	IP 65 <sup>(*)</sup>
Impact resistance:	IK 07 <sup>(**)</sup>
Nominal voltage:	230V - 50Hz
Electrical class:	I <sup>(*)</sup>
Weight:	1.3 kg
Installation height:	3 - 6m
Materials:	Body: Aluminium Protector: Polycarbonate
Colour:	RAL 7037 dusty grey

<sup>(\*)</sup> according to IEC - EN 60598

<sup>(\*\*)</sup> according to IEC - EN 62262

### APPLICATIONS

- Residential roads
- Exterior area and perimeter surveillance lighting
- Car parks
- Pedestrian areas
- Parks

### KEY ADVANTAGES

- Compact and versatile
- Maximised savings in energy and maintenance costs
- Integrated lenses for performing photometry
- Wide operating temperatures from -20° up to 50°C
- Easy installation: supplied pre-wired (0.3m cable)
- Wide operating voltage range: 198-264V
- Durable and recyclable materials
- Surge protection 10kV

The Skido luminaire has been developed to offer a compact and economic outdoor LED solution to replace - with proven advantages - luminaires fitted with 36W fluorescent lamps.

Thanks to a low power consumption of 15W and excellent photometrical performances, the Skido is a very efficient tool for lighting residential roads, car parks, pedestrian areas and parks as well as offering surveillance lighting for industrial halls or office campuses.

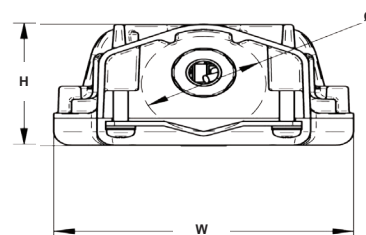
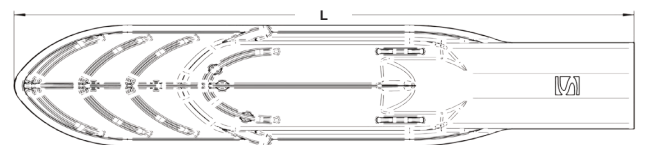
As a highly cost-effective lighting solution, the Skido reduces the payback time to less than 3 years.

Due to its well-thought design and quality materials, the Skido offers a much longer life span compared to fluorescent and compact fluorescent lighting solutions.

### DIMENSIONS - MOUNTING

Side-entry mounting Ø32mm to Ø42mm.

Fixation with 4 M8 screws.



L	395 mm
H	54 mm
W	101 mm
Ø	32 to 42 mm

# SKIDO LED LIGHTING

## ENERGY SAVINGS OF UP TO 75%

Thanks to its careful design, the Skido offers a dramatic reduction in energy consumption compared to luminaires fitted with traditional light sources or even less performing LED luminaires. The accuracy of the photometric distribution provided by the lenses ensures that the light is directed to where it is needed. With no light loss, the Skido enables the distance between the poles to be increased and the number of luminaires to be reduced for a performing and cost-effective installation.

With this favourable energy balance, the Skido contributes to the effective management of finances with a very short payback time and to the responsible use of energy.

## RESISTS HARSH CONDITIONS

Skido is designed to resist to the harshest conditions. It can operate in a wide range of temperature, from -20°C up to 50°C. It also perfectly withstands power supply variations thanks to its wide operating voltage range of 198 up to 264V. The Skido offers a reliable lighting solution in tough environments.

## LONG LASTING PERFORMANCE

Designed to resist dust and water intrusion, the Skido guarantees a stable photometric performance in the long term. With a high impact resistance, the Skido is a very robust luminaire. Composed of high-quality materials, it has been designed to ensure long lasting performances.

## EASY INSTALLATION

The Skido is very easy to mount. Delivered pre-cabled, it does not need to be opened during installation.

Skido is fixed by 4 M8 screws on a bracket (32 - 42 mm diameter).



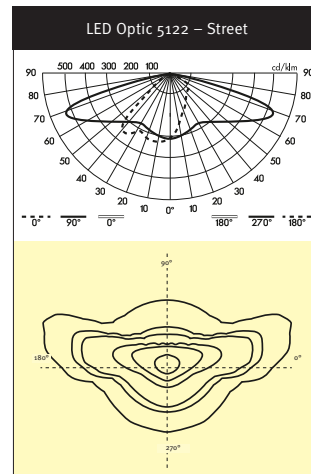
PHOTOMETRY

With a colour rendering index greater than 70 (CRI > 70), the Skido diffuses a gentle white light that provides excellent colour recognition.

Skido		Lifetime residual flux @ t <sub>q</sub> 35°C	
Number of LEDs	Cool white (5000K)	6 LEDs	@50.000h
Current: 700mA	Nominal flux (lm)*	1300	90%
	Power consumption (W)	15	

<sup>(\*)</sup> The nominal flux is an indicative LED flux @ t<sub>j</sub> 25°C based on LED manufacturer's data. The real flux output of the luminaire depends on environmental conditions (e.g. temperature and pollution) and the optical efficiency of luminaire.  
Nominal flux depends on the type of LED in use and likely to change in accordance with the continuous and rapid developments in LED technology.  
To follow the progress of the luminous efficiency of the LEDs used, please visit our website.

LIGHT DISTRIBUTION







Solutions



Well-being



Safety



Sustainability

