

# Shuffle



Schröder 

# Shuffle

Light+Controls



WLAN



CCTV



Loudspeaker



EV Charger



# Connecting people to their social environment

MORE EFFICIENT. SMARTER. INTERACTIVE.  
CONNECTED. THE DIGITAL REVOLUTION IS HERE TO  
SERVE PEOPLE IN A MORE AND MORE CHALLENGING  
WORLD. THE SHUFFLE IS MUCH MORE THAN A  
LIGHTING COLUMN. IT CONNECTS PEOPLE TO THEIR  
ENVIRONMENT. ALWAYS.

This modern interface creates added value for outdoor living spaces. With integrated features such as loudspeakers, CCTV, WLAN, EV chargers and visual guidance, the Shuffle goes far beyond professional lighting. It creates the best conditions to make people truly feel at home in public areas.

The safety, comfort and the sense of well-being provided by the Shuffle invites people to enjoy public areas both by day and by night. By creating better living spaces, the Shuffle encourages social interactions.

Thanks to a smart design, the Shuffle is an affordable, complete solution that requires very low maintenance. Providing multiple requirements in a single column minimises the material needed in spaces and lowers the carbon footprint of an installation.

SHUFFLE



# Shuffle your world

REDESIGNING. REORGANISING. IMPROVING.  
COMBINING. DO THEM ALL AT ONCE WITH THE  
SHUFFLE, A NEW INTEGRATED CONCEPT WITH  
UNLIMITED OPPORTUNITIES TO ENHANCE THE  
QUALITY OF LIFE IN SOCIETY.

Information, identity, safety, communication, entertainment, health and mobility. Just imagine that you can fulfil and monitor all the societal needs in public and privately-owned areas with the same system. No need to multiply the devices each time you identify a need for your environment. All your different features can be gathered together in one complete network. Not cast in bronze, but with versatility and prepared for future evolutions.

The Shuffle is the absolute platform for managers of living spaces. It is our most human solution to date.



Do not limit your challenges,  
challenge your limits













# 5 star modularity

ONE MAIN POLE, ONE TO FIVE MODULES WITH  
EVENTUALLY A SPACER BETWEEN TWO OF THEM.  
A MULTITUDE OF COMBINATIONS TO SERVE  
PEOPLE IN PUBLIC AREAS.

WITH EASY FIXATIONS, ROTATABLE MODULES  
AND PLUG-IN CONNECTIONS, THE SHUFFLE IS A  
VERY HANDY AND FLEXIBLE TOOL. CHOOSE YOUR  
COMBINATION, ATTACH THE MODULES, PLUG THE  
CONNECTORS AND THE SHUFFLE IS READY TO  
ENHANCE YOUR ENVIRONMENT.




																
	360° LIGHTING	WLAN WITH LIGHTING	WLAN ONLY	CONTROLLER (LUCO OR PHOTOCELL)*	MOTION DETECTION SENSOR	LIGHTING: REFLECTOR	LIGHTING: LENSOFLEX®2	LIGHTING: SPOT	LUMINAIRE BRACKET	CCTV	LOUDSPEAKER	EV CHARGER	LIGHT RING	SPACER 1 MODULE	SPACER 2 MODULES	SPACER 3 MODULES
	Ø 193mm Height 816mm	Ø 193mm Height 816mm	Ø 193mm Height 380mm (excluding antennas)			Ø 193mm Height 380mm	Ø 193mm Height 380mm	Ø 193mm Height 380mm	Ø 193mm Height 190mm	Ø 193mm Height 380mm	Ø 193mm Height 380mm	Ø 193mm Height Embedded in the pole	Ø 193mm Height 190mm	Ø 193mm Height 380mm	Ø 193mm Height 760mm	Ø 193mm Height 1,140mm
5	✓	✓	✓	✓	✗	✓	✓	✓	✓	✓	✓	✗	✓	✗	✗	✗
4	✗	✗	✗	✗	✗	✓	✓	✓	✓	✓	✓	✗	✓	✓	✗	
3	✗	✗	✗	✗	✗	✓	✓	✓	✓	✓	✓	✗	✓	✓		✓
2	✗	✗	✗	✗	✗	✓	✓	✓	✓	✓	✓	✗	✗	✓		✗
1	✗	✗	✗	✗	✗	✓	✓	✓	✓	✓	✓	✗	✗	✗	✗	✗
P	✗	✗	✗	✗	✓	✗	✗	✗	✗	✗	✗	✓	✗	✗	✗	✗

Max 6,840mm

Min 2,280mm

✓ Available ✗ Not available  
\* Only inside a lighting module

# Lighting



## 360° LensoFlex®2

**Street lighting / Ambiance lighting / Pedestrian crossing lighting**

- › Lumen package range: from 1,600 to 4,500lm\*
- › Back-light control (optional)
- › Neutral or warm white LEDs
- › Diffuse protector available as an option for an enhanced visual comfort

## owlet

### Controls

**For autonomous or interoperable networks (managing, monitoring, controlling and metering) with or without detection scenarios (PIR sensor)**

One controller can command all the lighting modules of a Shuffle and propose different scenarios per module. Controllers are able to communicate together in a local or a centrally managed network.



## 180° LensoFlex®2

**Street lighting**

- › Lumen package range: from 2,000 to 4,700lm\*
- › Back-light control (optional)
- › Neutral or warm white LEDs



## 180° reflector

**Down: Street lighting / Ambiance lighting / Area lighting**  
**Up: Architectural lighting**

- › Lumen package range: from 2,300 to 7,200lm\*
- › Neutral or warm white LEDs



## Spot

**Up/down (on-site adjustment): Architectural lighting**


- › Lumen package range: from 1,300 to 2,400lm\*
- › On-site inclination angle settings: -10/+40°
- › Neutral or warm white LEDs



## Light ring

**Signage / beautification (identity) / creation of ambiance**

- › Red, blue, green, neutral or warm white LEDs
- › 1 or 2 alternating colours



## Luminaire bracket

**Street lighting / Pedestrian crossing lighting**

- › For luminaire ø 60mm
- › Inclination angle: +5°

\* Typical luminaire output @ tq 25°C - neutral (4000K) or warm (3000K) white LEDs



# Beyond lighting



## WLAN

### Professional and secure wireless network

- › Available in a 360° lighting module or in a dedicated module
- › 2 versions: mesh network or wired network
- › Dividable bandwidth: e.g. to assign a dedicated part to city operators and a restricted bandwidth for the general public



## CCTV

### Professional camera network

- › Resolution: Full HD (1920 x 1080)
- › Image optimisation (backlight, contrasts, night vision, high luminosity)
- › Privacy layers
- › ONVIF communication standard
- › Event triggering: motion detection, video analytics, tampering...
- › 2 versions: digital or optical zoom
- › Data optimisation: selected and/or delayed transmission, on-site recording (SD memory slot)
- › On-site tilting settings: 0 - 85°



## Loudspeaker

### Professional sound system

- › 100V public address system
- › Frequency range: 100 - 18,000Hz
- › Perfect sound - 20W power output
- › Weatherproof / adapted to indoor and outdoor applications



## EV charger

### Professional charging station

- › AC charging 11kW or 22kW
- › European socket (type 2)
- › Safety locking during charging
- › Access authentication via RFID or QR code
- › Optional: communication, metering and access unit (for cabinet mounting)





# A complete e-mobility solution

- › AC CHARGING STATIONS 11KW OR 22KW
- › EUROPEAN SOCKET TYPE 2
- › ADAPTIVE LIGHT RING TO SIGNAL AVAILABILITY
- › COMMUNICATION UNIT IN CABINET
- › ACCESS AUTHENTICATION WITH RFID OR QR CODE


Taking advantage of the existing electrical grid, the Shuffle offers an advanced AC charging station as a starting point for a complete e-mobility solution. Seamlessly integrated in the Shuffle pole, the EV charger can be combined with a light ring switching from one colour to another to indicate the charge point availability. If a car is connected, the light ring is blue. It switches to green when the charge point is free for another user. Positioned in the upper part of the Shuffle, this green light ring informs users from a long distance if the charge point is free or not.

The Shuffle is available with an European socket (type 2) and two power options: 11kW (16A) or 22kW (32A). With the 22kW charger, a small car can travel up to 200km after just one hour of recharging.

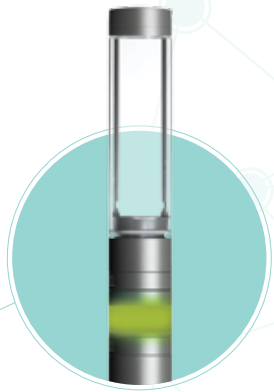
The e-mobility solution proposed by Schröder is not limited to the EV charger integrated in the Shuffle. We also offer a communication unit inside a cabinet that manages user access authentication, meters the electricity consumption and communicates information to a third party service provider via the OCPP standard (Open Charge Point Protocol).

The communicated data enables dynamic asset management and provides information in real time to the users and to the network manager. It can be used for example to manage billing and to feed an app with information regarding the location of available charging stations.

The authentication process can operate through an RFID reader or a QR code reader.



CHARGING  
STATION  
IN USE



CHARGING  
STATION  
AVAILABLE



ACCESS VIA  
RFID READER



ACCESS VIA  
QR CODE READER




COMMUNICATION  
UNIT



# Adapted to special environments

## SPECIFIC SEASIDE FINISHING

With its pure design and its ability to offer security, infotainment and other useful features in places where people like to gather and to spend time, the Shuffle is ideal for sea fronts, promenades and piers. A paint with extra protection against corrosion in salty environments is available as an option to withstand these harsh climatic conditions.




## ADDITIONAL LIGHT ON A BRACKET

When more light or when a specific photometry is required, for lighting a pedestrian crossing for example, a Shuffle integrating a bracket with a luminaire such as the Piano (Midi model) can be installed.



# Shuffle post-top

LARGE CANOPY  
VERSION



TOP COVER  
VERSION



## THE PERFECT ADDITION

Designed to light roads, streets, squares and other places where creating a pleasant atmosphere is a key element, the post-top version of the Shuffle is available for mounting on a Ø 60 or 76mm pole.

The elegant cylinder shape with a 360° clear or diffuse protector offers the same design and technical characteristics as the 360° LensoFlex® module of the Shuffle column. It benefits from a wide range of photometries and provides aesthetic consistency in environments lit by both the post-top and column versions of the Shuffle.

The Shuffle post-top version is available as a smooth cylinder or with a large canopy. The base of the luminaire can integrate motion sensors while controllers are directly integrated in the luminaire body. This post-top version is available with the same control options for stand-alone, autonomous and interoperable networks (remote management) as the other modules of the Shuffle.








# Light-on-demand

THE OWLET CONTROL SOLUTIONS, AVAILABLE AS OPTIONS IN THE SHUFFLE, PROVIDE INCREASED SAFETY AND A SENSE OF WELL-BEING FOR PEOPLE WITH MINIMAL ENERGY AND MAINTENANCE COSTS.

OWLET OFFERS 3 TYPES OF CONTROL SOLUTIONS, FROM BASIC TO ADVANCED.

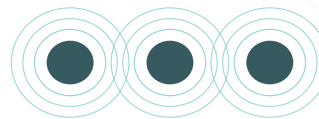


## STAND-ALONE SOLUTIONS

EACH LUMINAIRE IS FITTED WITH A CONTROL UNIT AND CAN BE MANAGED INDEPENDENTLY.

Owlet stand-alone solutions encompass:

- › intelligent drivers with features such as an astronomical clock for a constant adaptation of the dimming profile, constant light output (CLO) to eliminate overlighting and scheduled dimming with multi-level programmes;
- › integrated photocells to switch the luminaire on or off following the level of natural light;
- › motion detection sensors that provide interactive dimming.



## AUTONOMOUS NETWORK

The Autonomous Network Dimming system enables luminaires to communicate together in a wireless network to provide dynamic profile dimming. This system can be enhanced with motion detection sensors. When movement is detected, the detection scenario translates into a dimming scenario to provide safety and comfort for users. The sensors can be centralised or decentralised. Each luminaire is fitted with a control unit and can be managed independently.



## INTEROPERABLE NETWORK

The Schröder Owlet solution is a central management system for monitoring, metering and managing a lighting network. It is a unique combination of state-of-the-art technology and an easy-to-use web interface to control each luminaire at all times from anywhere in the world. Thanks to bi-directional communication, the operating status, energy consumption and possible failures can be monitored.



SAFETY



WELL-BEING



SUSTAINABILITY



SAVINGS



SOLUTIONS



© SCHREDER S.A. 2017 - Executive Publisher: STÉPHANE HALLEUX - R-Tech S.A. - rue de Mons 3 - B-4000 Liège (Belgium) - The information, descriptions and illustrations herein are of only an indicative nature. Due to advanced developments, we may be required to alter the characteristics of our products without notice. As these may present different characteristics according to the requirements of individual countries, we invite you to consult us.