


INDU FLOOD GEN2



Efficiency and versatility for indoor and outdoor area lighting


With multiple combinations of lumen packages and light distributions, INDU FLOOD GEN2 is the ideal tool to provide an efficient multi-purpose lighting solution for industrial environments.

Available in 3 sizes, this compact luminaire perfectly integrates environments to provide the exact lighting requirements for the space to be lit. Delivered with a mounting bracket and also available with a post-top fixation, it can be adjusted on-site for a precise optical control.

It is perfect for replacing fixtures with discharge lamps from 50 to 400W.

INDU FLOOD GEN2 provides a bright white light for excellent visibility and colour perception, delivering value beyond energy savings.

Its robust design, with a high IP rating, guarantees performance for many years to come, even in the harshest conditions.



Concept

The INDU FLOOD GEN2 range combines the energy efficiency of LED technology with photometric versatility. These floodlights are composed of a two-piece housing made of painted die-cast aluminium. The glass protector is sealed onto the front cover. Mounting by means of a fork enables the inclination to be adjusted. As an option, INDU FLOOD GEN2 offers a knuckle-joint post-top adapter for Ø60mm or Ø76mm spigots. Both mounting options include a graduation system for precise on-site settings.

The three models of the INDU FLOOD range make it perfect for various typical industrial lighting applications: loading bays, storage areas, security checkpoints, stairs, car and lorry parks, access roads and paths. INDU FLOOD GEN2 is also a very efficient and cost-effective lighting solution for indoor and outdoor sports applications (small and mid-size fields).

With various lumen packages and a range of asymmetrical light distributions as well as a high impact resistance and ingress protection, the efficient, versatile and robust INDU FLOOD GEN2 is a no-brainer for site managers looking for an optimised return on investment with a low total cost of ownership.

INDU FLOOD GEN2 includes two metal cable glands (in and out) at the back to enable daisy chain connections between several luminaires. This range of LED floodlights can be controlled via a DALI 2.0 or 1-10V interface.

As an option, INDU FLOOD GEN2 can also be equipped with a motion/daylight sensor for light-on-demand scenarios.



The universal U-bracket includes a graduation system for precise on-site settings.



INDU FLOOD GEN2 provides easy access to the gear compartment.

TYPES OF APPLICATION

- CAR PARKS
- LARGE AREAS
- INDUSTRIAL HALLS & WAREHOUSES
- SPORT FACILITIES

KEY ADVANTAGES

- High efficiency with low operating costs
- 3 sizes and multiple light distributions to replace discharge lamps from 50 to 800W
- One design for aesthetic consistency in multi-purpose applications
- High energy savings compared to systems with traditional discharge lamps
- Dimmable for even more energy savings
- Light-on-demand feature with optional motion sensor
- Range of light distributions to ensure the right light
- Fast ROI thanks to long life span and reduced maintenance



The floodlight includes two cable glands at the back (in and out) for daisy chain layout. It is designed for integration with building management systems (DALI 2.0 or 1-10V protocol).



As an option, INDU FLOOD GEN2 can be equipped with a sensor (motion and daylight) for light-on-demand scenarios.

GENERAL INFORMATION

Recommended installation height	3m to 16m 10' to 52'
Driver included	Yes
CE Mark	Yes
ENEC certified	Yes
ETL/UL certified	Yes
ROHS compliant	Yes
IFS (food & beverage) rev 6.1. compliant	Yes
French law of December 27th 2018 - Compliant with application type(s)	a, b, c, d, e, f, g
Testing standard	LM 79-08 (all measurements in ISO17025 accredited laboratory)

HOUSING AND FINISH

Housing	Aluminium
Optic	Polycarbonate
Protector	Tempered glass
Housing finish	Polyester powder coating
Standard colour(s)	RAL 7037 dusty grey
Tightness level	IP 66
Impact resistance	IK 09

OPERATING CONDITIONS

Operating temperature range (Ta)	-30 °C up to +50 °C / -22 °F up to 122 °F
----------------------------------	---

· Depending on the luminaire configuration. For more details, please contact us.

ELECTRICAL INFORMATION

Electrical class	Class 1US, Class I EU
Nominal voltage	120-277V – 50-60Hz 220-240V – 50-60Hz 347-480V – 50-60Hz
Power factor (at full load)	0.95+
Surge protection options (kV)	10
Electromagnetic compatibility (EMC)	EN 55015:2013/A1:2015, EN 61000-3-2:2014, EN 61000-3-3:2013, EN 61547:2009, EN 62493:2015
Control protocol(s)	1-10V, DALI 2.0
Sensor	Motion sensor (optional)

OPTICAL INFORMATION

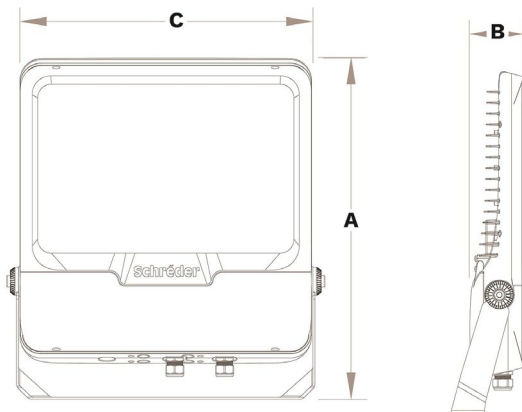
LED colour temperature	3000K (Warm White 730) 4000K (Neutral White 740)
Colour rendering index (CRI)	>70 (Warm White 730) >70 (Neutral White 740)
Upward Light Output Ratio (ULOR)	0%

LIFETIME OF THE LEDS @ TQ 25°C

All configurations	55,000h - L90
--------------------	---------------

DIMENSIONS AND MOUNTING

AxBxC (mm inch)	INDU FLOOD GEN2 1 - 390x77x321 15.4x3.0x12.6 INDU FLOOD GEN2 2 - 492x77x421 19.4x3.0x16.6 INDU FLOOD GEN2 3 - 622x90x521 24.5x3.5x20.5
Weight (kg lbs)	INDU FLOOD GEN2 1 - 5.6 12.3 INDU FLOOD GEN2 2 - 8.8 19.4 INDU FLOOD GEN2 3 - 16.8 37.0
Mounting possibilities	Post-top slip-over – Ø60mm Post-top slip-over – Ø76mm Bracket enabling adjustable inclination

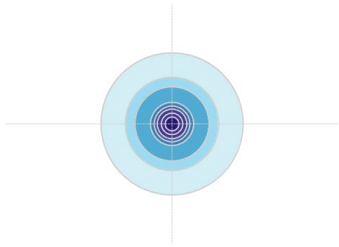
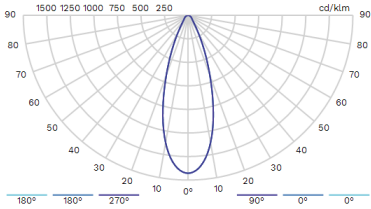




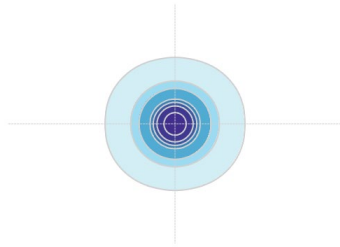
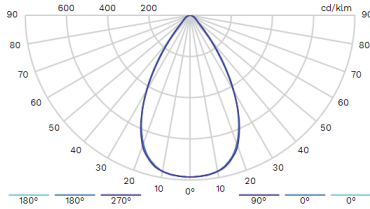
Luminaire	Number of LEDs	Current (mA)	Luminaire output flux (lm) Warm White 730		Luminaire output flux (lm) Neutral White 740		Power consumption (W)		Luminaire efficacy (lm/W)
			Min	Max	Min	Max	Min	Max	Up to
INDU FLOOD GEN2 1	24	54	3800	4800	3900	5000	31	31	161
	48	54	7600	9600	7900	10000	63	63	159
INDU FLOOD GEN2 2	96	55	15800	19500	16500	20300	125	125	162
	144	55	23700	29200	24700	30400	190	190	160
INDU FLOOD GEN2 3	192	55	32900	39300	34000	40600	250	250	162
	240	55	41100	49100	42500	50700	320	320	158
	288	55	49300	58900	51000	60900	375	375	162

Tolerance on LED flux is $\pm 7\%$ and on total luminaire power $\pm 5\%$

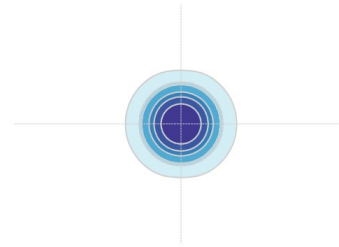
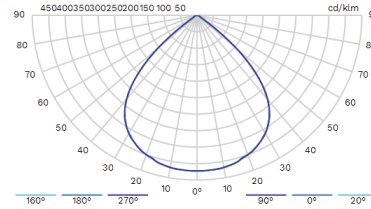
6486



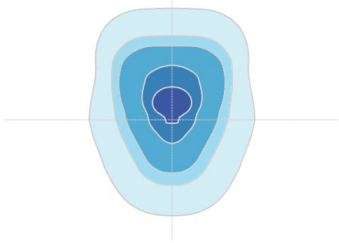
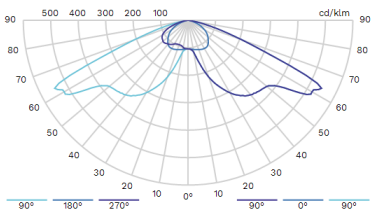
6487



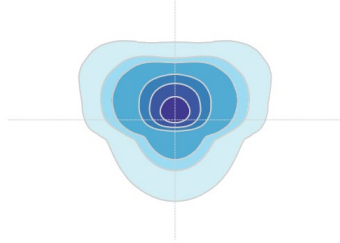
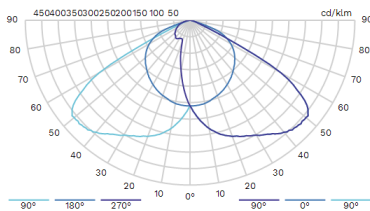
6488



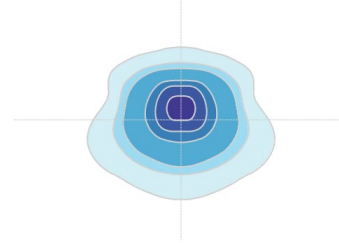
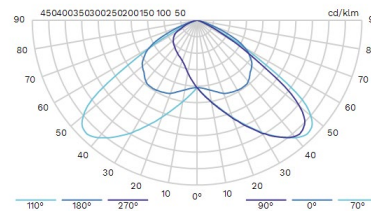
6546



6547



6548



6549

