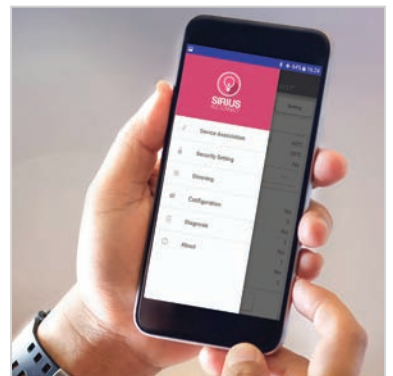


Bluetooth solution



Check and easily adjust your luminaire on-site



The Schröder Bluetooth solution is ideal for the on-site configuration of individual outdoor luminaires using Bluetooth. From the ground, the user is able to switch the luminaire on or off, adapt the dimming curve, read diagnostic data and much more. A user-friendly application called Sirius BLE provides an easy and secure access to the control and configuration functions.

The Schröder Bluetooth solution consists of 3 main components:

- A Bluetooth dongle plugged into the modular driver of the luminaire (BLE transceiver)
- A Bluetooth antenna fitted on the luminaire
- A smartphone application called Sirius BLE

Whether you are managing a lighting network in an urban or a residential area, this solution will make it easy to control your outdoor luminaires while simply standing by the pole.



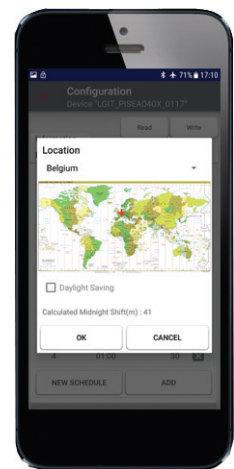
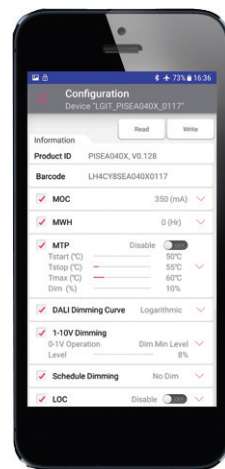
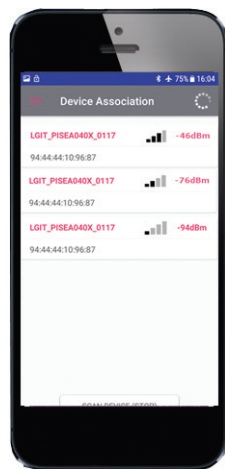

Quick and easy pairing

Get the Sirius App from Schröder. Go to the menu. Press the "SCAN DEVICE (START)" button, to search for the surrounding BLE modules. They will be displayed with a bar graphic (signal intensity) to indicate the closest and the most distant one you can reach. Click on the device you want to connect to and enter your personal access key to control the luminaire.



Defining the settings

Once you are connected to a luminaire, you can set various parameters such as the maximum output current, minimum dimming level and custom dimming profile.



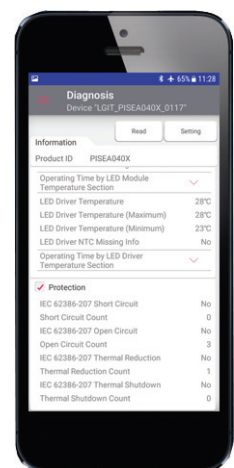
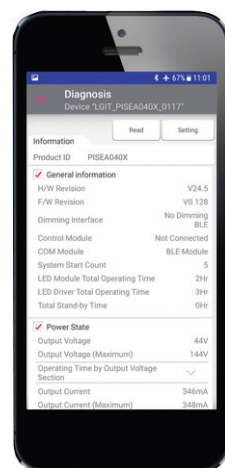
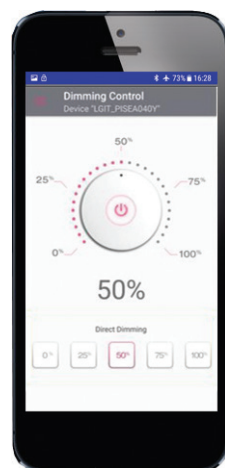
Manual dimming control

The App enables you to do a manual override to adapt the dimming levels instantly. Simply tap on the "Dimming" button in the main menu and adjust the dimming using the wheel and button. Predefined dimming levels can be applied immediately. The corresponding value is displayed on the wheel. This enables you to test the ON/OFF and dimming features of the luminaire paired to the smartphone.



On-site diagnostic

When a luminaire is paired, you can access various diagnostic information: total number of power up events, operation time of LED module and driver, total energy consumption of LED driver... etc. You can also track operating events (short circuits, thermal shutdowns...). The diagnostic values may be the current state or values accumulated to date.



GENERAL INFORMATION

Maximum luminaire height*	20m 66'
Maximum distance to luminaire*	50m 164'
Bluetooth standard	Bluetooth 4.1 low energy and above
ISM band	2.4GHz
Typical transmission power	+6dBm

COMPLIANCE

CE mark	Yes
ROHS compliant	Yes
Safety standards	EN 60950-1 :2006+A 11:2009+A 1:2010 +A 12:2011 +A2:2013
Health standards	EN 62311 :2008
EMC standards	EN 301 489-1 V2.1.1 (2017-02) EN 301 489-17 V3.1.1 (2017-02)
Spectrum standards	EN 300 328 V2.1.1

DIMENSIONS (BLUETOOTH DONGLE)

Lengthxwidthxheight (mm inch) without antenna	36.5x24x8.9 1.4x0.9x0.3
Weight (gr. ounce)	8.1 0.3

ELECTRICAL INFORMATION

Supply voltage	+3.3 ± 0.3 Vdc
----------------	----------------

* Depending on the mobile device used.

OPERATING AND STORAGE CONDITIONS

Operating temperature	-30 °C up to +85 °C -22 ° F up to 185 °F
Operating humidity	10% to 90% non-condensing
Storage temperature	-30 °C up to +100 °C -22 ° F up to 212 °F
Storage humidity	5% to 90% non-condensing

SYSTEM REQUIREMENTS FOR THE APP

OS	Android 5.0 Lollipop and above
Display resolution	720x1280 and above

APPLICATION FEATURES

Device association & security	Customer access key and AES CCM encryption
Dimming	8 to 100% through direct dimming or wheel control
Configuration	Configuration of Maximum Output Current (MOC) Dimming Curve 1-10V minimum dimming level
Diagnostic	Driver diagnostic status including general information, power state, temperature and protection information

All specifications are typical and given for 25 °C ambient temperature unless otherwise specified.